



**Grade U.K.G. Syllabus
2025- 2026**

Student Name –

Roll No –

Section –



English

Literacy Skill book, workbook, Phonics, Reader, Phonics Skill book, cursive writing.

APRIL	
Week-1	<ol style="list-style-type: none">1. Small Cursive (Revision).2. Reading book Literacy Skill book Pg. 1, 2,3. Reading book Activity Pg. 3, 4,4. Small cursive.
Week-2	<ol style="list-style-type: none">1. Match capital to small cursive (a-z).2. Blanks Cursive (a-z) .3. Name the vowels.4. Circle the vowels.5. Reading book Phonic skill book Pg – 1 Practice of Pg. 5, 6, 7.
Week-3	<ol style="list-style-type: none">1. Capital Cursive A-H. Reading of Pg. no. 10, 11, 12 of Literacy Skill book. Practice of A-H in cursive writing book.
	Weekly Test -1. on 16/04/2025 Syllabus <ol style="list-style-type: none">1. Small Cursive A-Z2. Circle the vowel.3. Match the capital to small letter. (A-Z)4. Name the vowels5. Blank- A-Z. (small)
May	
Week-1	<ol style="list-style-type: none">1. Capital Cursive I-L.2. Reading of Phonics Skill book Pg. 43. Dictation - 'a' sound.

Week-2	<ol style="list-style-type: none"> 1. Capital M-Q 2. Circle the correct word. 3. One Many. 4. Writing book L- Q 5. Reading Literacy book Pg. 51, 52, 53, 54. Activity Literacy work book. Pg. 16, 17, 18.
Week-3	<ol style="list-style-type: none"> 1. Capital Cursive P-T. 2. Name the picture. 3. Make new words. 4. Match
Week-4	<ol style="list-style-type: none"> 1. Capital Cursive U to Z 2. Writing book P-Z. 3. Activity Literacy work book Pg. 34, 35, 36, 37, 38 4. Write your name.
July	
Week-3	<ol style="list-style-type: none"> 1. 'e' sound dictation words. 2. Name the picture. 3. Match with magic 'e' 4. Make new words. 5. Circle the correct word. Read Phonics Skill book 8,9,10,11. Literacy workbook. 39, 40, 41, 42, 43.
Week-4	<ol style="list-style-type: none"> 1. Reading Phonics Skill book. - 12,13,14,15 2. Reading book Phonic skill book. Pg. 8, 9, 10 3. 'l' sound dictation words 4. Name the picture 5. Articles (a, an). Do Pg no. 44 - 48 (Workbook) Read Literacy skill book. Pg. no. 32, 33, 34, 35,36

Do Literacy Workbook Pg - 12,13,14,15

Week-5

1. Match.
2. Circle the correct word.
3. Make new words.
4. Reading Phonics Skill book.12 to 15

Weekly test on 23/07/2025

Syllabus

1. Dictation - a sound words.
2. Name the picture - a sound.
3. Make new words – ‘e’ sound
4. Match with Magic ‘e’
5. One Many
6. Articles – a, an.
- 7 write your name

August

Week 1

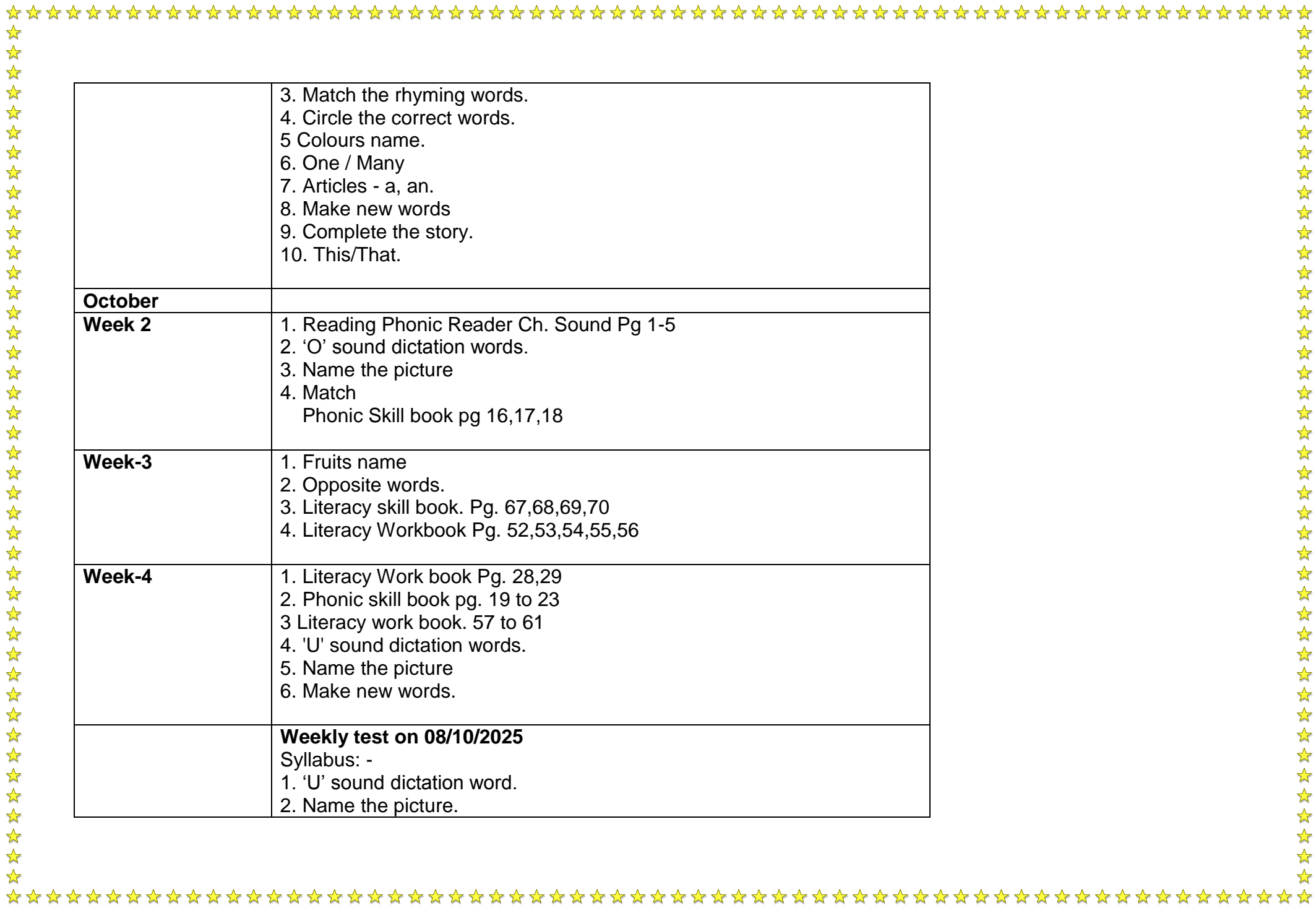
1. Mixed dictation - a, e, i sound, words
2. Name the picture
3. Make new words.
4. Circle the correct words.
5. Match the Rhyming words.

Week-2

1. Colours name
 2. Write your name
 3. This – That
 4. Complete the story.
- Do Literacy Skill book pg. 59,60,61
Literacy work book pg. 24,25,32

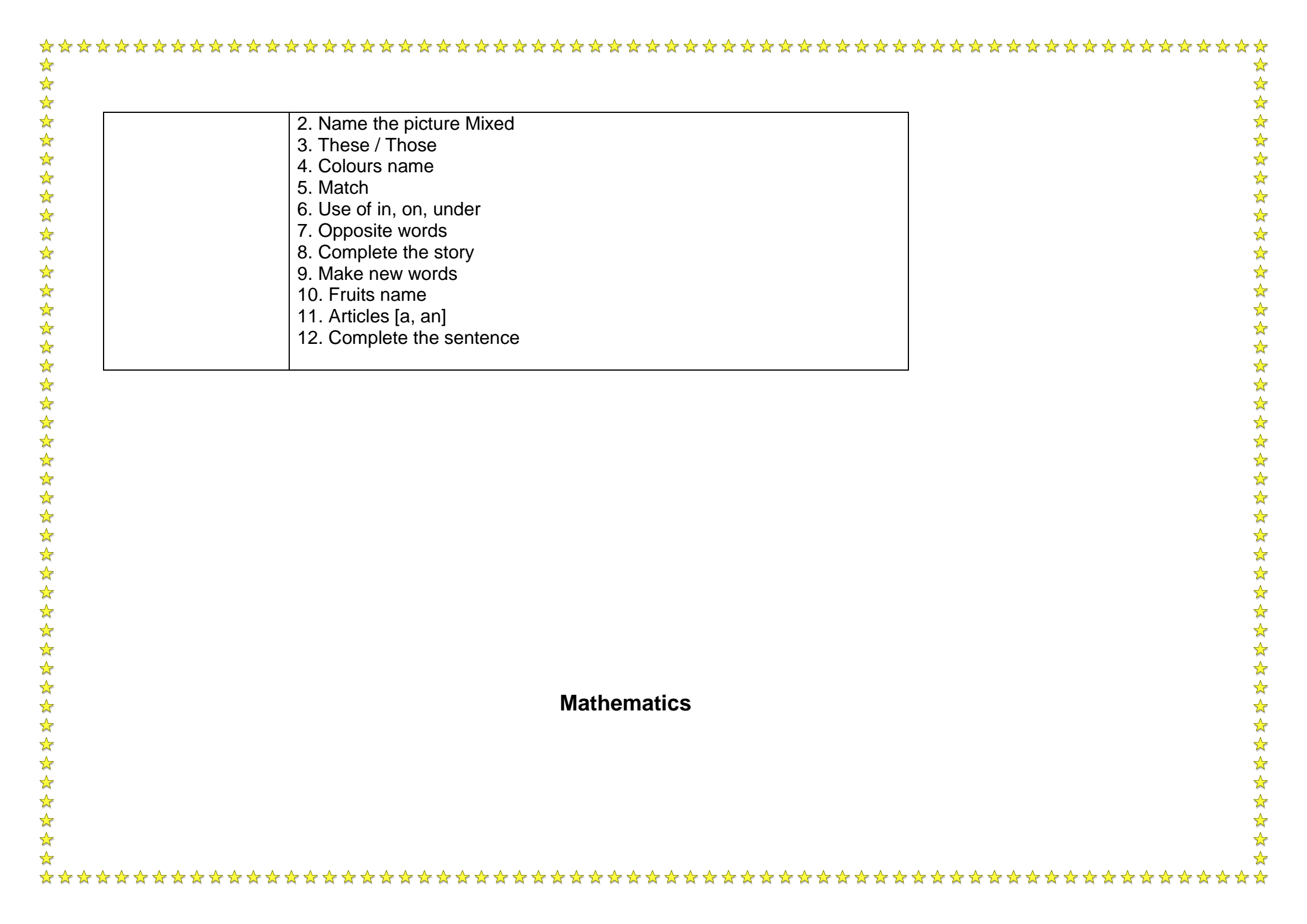
Week-3,4

- Revision for September Exam SA-1
1. Dictation words a, e, i (mixed)
 2. Name the picture



	<ol style="list-style-type: none"> 3. Match 4. Fruits name 5. Opposite words. 6. Circle the correct word.
November	
week-1	<ol style="list-style-type: none"> 1. Vegetables name. 2. Use of these / those 3. Days of week. 4. Match the pairs - Pg-65,66 (Literacy skill book)) Literacy work book - Pg. 7,8,9,26,27 Literacy Skill book - Pg - 30, 31,32,33,34 Phonics. skill book - Pg. 55, 56
Week-2	<ol style="list-style-type: none"> 1. Mixed dictation. 2. Name the picture. 3. Match 4. Circle the correct word 5. Make new words. Phonic skill book. Pg - 26 to 35 Activity Phonic. skill book pg. 36
Week-3	<ol style="list-style-type: none"> 1. Use of in, on, under 2. Write 'oo' and 'ee' words 3. Vegetables name (any 5) Literacy-skill-book Pg no 37, 38, 39, 40, 41, 42 Literacy -work book Pg 13, 14. Phonic Skill Book - Pg.37, 38, 39 Reading Act - Pg no 26.
Week 4	Weekly Test on 19/11/2025 <ol style="list-style-type: none"> 1. 'U' sound dictation words

	<ol style="list-style-type: none"> 2. Name the picture 3. Vegetables name 4. Double vowel sound (oo,ee) 5 Match
DECEMBER	
Week-1	<ol style="list-style-type: none"> 1. Complete the sentence. 2. Colours name (any 5) 3. Fruits name (any 5)
Week -2	<ol style="list-style-type: none"> 1. Complete the story with the help of picture. 2. Opposite words
Week-3	<ol style="list-style-type: none"> 1. Write your name 2. Match with the help of rhyming word 3. Phonic skill pg 24,25
JANUARY	
Week-2-4	<p>Revision for Final Exam</p> <p>Syllabus</p> <ol style="list-style-type: none"> 1. Phonic skill Pg no 55,56 2. Mixed dictation words (a,e,i,o,u) 3. Name the picture mixed 4. Colours name 5. Match 6. Use of in, on, under 7. Opposite words 8. Complete the story 9. Fruits name 10. Articles [a, an] 11. Complete the sentence 12. Make new words 13. These/ Those
February	<p>Syllabus For Final Exam</p> <ol style="list-style-type: none"> 1. Mixed dictation words (a,e,i,o,u)

- 
- | | |
|--|--|
| | <ol style="list-style-type: none">2. Name the picture Mixed3. These / Those4. Colours name5. Match6. Use of in, on, under7. Opposite words8. Complete the story9. Make new words10. Fruits name11. Articles [a, an]12. Complete the sentence |
|--|--|

Mathematics

April	
Week-1	<ol style="list-style-type: none"> 1. Dictation 1-50 2. S.C 1-50 3. Dodging no. 1-50 4. Number names 1-5 5. Back Counting 10-0
Week-2	<ol style="list-style-type: none"> 1. Dictation 51 - 100 2. S.C. 51-100 3. Dodging numbers 51-100 4. Back Counting 20-0
Week-3	<ol style="list-style-type: none"> 1. S.C. 1-100 2. Dictation 1-100 3. Back Counting 20-0 4. Dodging numbers 1-100 5. Number name 1-5
	<p>Weekly Test 23/04/2025</p> <p>Syllabus</p> <ol style="list-style-type: none"> 1. S.C 1 - 100 2. Dictation 1-100 3. Back Counting 20-0 4. Dodging numbers 1-100
Week-4	<p>Book - work (Beyond Counting)</p> <p>Drafted Note- book pg 3-9, pg. 18-21</p>
May	
Week-1	<ol style="list-style-type: none"> 1. S.C – 101-150 2. Dictation 101 -150 3. Back Counting 30-0 4. What comes after 5. Number name 6 – 10
Week-2	<ol style="list-style-type: none"> 1. S.C. 151 - 200 2. Dictation 151 – 200

	<ul style="list-style-type: none"> 3. Table of 2 4. Dodging number 101 – 200 5. Book pg 46- 49 (Beyond Counting)
Week-3	<ul style="list-style-type: none"> 1. S.C – 101 – 200 2. Dictation 101 -200 3. B.C 40 – 0 4. Dodging numbers 1 – 200 5. Book pg 16, 17 (Beyond Counting) 6. Table of 2 and Jumbled table of 2
Week-4	<ul style="list-style-type: none"> 1. S.C. 101-200 2. Dictation 1- 200 3. Back Counting 40-0 4. Dodging number 1-200 5. Table of 2. & Jumbled table of 2 6. Book pg 52, 53 (Beyond Counting)
Week-5	<ul style="list-style-type: none"> 1. Book pg 104, 105 (Beyond Counting) 2. Revision of Table 2 & Jumbled 3. Revision of Dodging numbers 1 – 200 4. Revision of Dictation 1 – 200 5. Revision of S.C 101 - 200 6. Revision of Back Counting 40 – 0
July	
Week-3	<ul style="list-style-type: none"> 1. S.C 201 - 250 2. Dictation 201 – 250 3. Back Counting 50 – 0 4. Table of 3 5. Number names 1 – 10 6. Book Beyond Counting pg 28, 29, 89, 90-95, 125 - 134

Week-4	<ol style="list-style-type: none"> 1. Skip Counting by 5, 10 2. Number names (1-10) 3. Back Counting 50-0 4. What comes between 5. S.C 201 – 250 6. Table of 3 & Jumbled
	<p>Weekly Test on 30/07/2025</p> <p>Syllabus</p> <ol style="list-style-type: none"> 1. S.C. 101 - 200 2. Dictation 1-200 3. Back Counting 40 – 0 4. Table of 3 5. Number names 1 - 10
August	
Week-1	<ol style="list-style-type: none"> 1. Serial Counting 251-300 2. Dictation 1-300 3. Dodging numbers 1 – 300 4. Back Counting 50 - 0 5. Number names 11 – 20 6. Numbers names 1 – 20 7. Book Beyond counting Pg 96 – 101
Week-2	<ol style="list-style-type: none"> 1. What comes after/between(1-100) 2. Table of 4 3. Add sums 4. Circle the greatest number (1-100) 5. Jumbled tables 2,3,4 6. Book Beyond Counting Pg 38, 39, 72, 73, 75, 77
Week-3	Revision for SAI Exams

	<p>Syllabus</p> <ol style="list-style-type: none"> 1. S.C. 201 - 300 2. Dictation 1-300 3. Dodging numbers 1-300 4. Back Counting 50-0 5. Number names 1-20 6. Add sums 7. Jumbled tables 2, 3, 4 8. What comes after, between(1-100) 9. Circle the greatest number (1-100)
September	<p>Exams (SA-I)</p> <p>Syallbus</p> <ol style="list-style-type: none"> 1. S.C. 201-300 2. Dictation 1-300 3. Dodging numbers 1-300 4. Back Counting 50-0 5. Number Names 1-20 6. Add sums 7. Jumbled tables 2,3,4 8. What comes after, between(1-100) 9. Circle the greatest number (1-100)
October	
Week-2	<ol style="list-style-type: none"> 1. Serial Counting 301-350 2. Dictation 1-350 3. Tens & ones (Abacus) 4. Shapes 5. Book Beyond Counting Pg 34, 35

Week-3	<ol style="list-style-type: none"> 1. Number names 21-30 2. Table of 5 3. Subtraction sums 4. What comes before(1-100) 5. Book Beyond Counting Pg 66, 67, 102, 103, 108, 109
	<p>Weekly Test on 15/10/2025</p> <ol style="list-style-type: none"> 1. S.C. 301 – 350 2. What comes before 3. Tens & ones (Abacus) 4. Shapes 5. Number names 21-30 6. Subtraction sums 7. Table of 5
Week-4	<ol style="list-style-type: none"> 1. Number names 31-40 2. What comes after, before, between 3. Jumbled tables 2, 3, 4, 5 4. Dodging numbers 1-350
November	
Week-1	<ol style="list-style-type: none"> 1. S.C. 351-400 2. Dictation 1- 400 3. Dodging numbers 1-400 4. Back Counting. 100-51 5. Book Beyond Counting pg. 60, 61
Week-2	<ol style="list-style-type: none"> 1. Number names 31-40 2. Add and sub sum 3. Table of 10 4. What comes between, after, before 5. Book Beyond Counting pg. 70, 71

Week-3	<ol style="list-style-type: none"> 1. Put the sign. (<, >, =) 2. Number names 31-40 3. What comes after, before, between 4. Book Beyond Counting pg. 106, 107
	<p>Weekly Test on 26/11/2025 .</p> <ol style="list-style-type: none"> 1. Serial counting 351-400 2. Number names 31-40 3. Put the sign (<, >, =) 4. Add and subtract sums 5. Table of 10 6. What comes after before, between (1 – 100)
December	
Week-1	<ol style="list-style-type: none"> 1. S.C 401-450 2. Dictation 1-450 3. Dodging numbers 1-450 4. Back Counting 100-0
Week-2	<ol style="list-style-type: none"> 1. Table of 11 2. What comes after, before, between(1-100) 3. Number names 41-50 4. Increasing order(1 – 100) 5. Ones and Tens (Abacus)
Week-3	<ol style="list-style-type: none"> 1. Add and subtract sums 2. Book Beyond Counting pg. 84, 85, 86, 111, 112, 113 3. Jumbled tables 2, 3, 4, 5, 10,11
January	
Week-2	<ol style="list-style-type: none"> 1. S.C. 451 - 500

	<ol style="list-style-type: none"> 2. Dictation 1-500 3. Dodging numbers 1 – 500 4. Back Counting 100-0 5. Mixed number names 1-50
Week-3	<ol style="list-style-type: none"> 1. Jumbled tables 2,3,4,5, 10, 11 2. Put the sign (<, >, =) 3. Add and subtract sums 4. What comes after, before, between(1-100)
Week-4	<ol style="list-style-type: none"> 1. Numerals 1 - 50 2. Revision of jumbled tables 3. Dodging numbers 1-500 4. Add and sub sums. 5. Revision of Increasing order (1-100)
Week-5	<ol style="list-style-type: none"> 1. S.C. 401 - 500 2. Dictation 1-500 3. Back Counting 100-0 4. Number names 1-50 5. Ones and Tens (Abacus)
February	<p>Revision For Final Exam (SA-II)</p> <ol style="list-style-type: none"> 1. S.C. 401 - 500 2. Dictation 1-500 3. Dodging numbers 1-500 4. Back counting 100 - 0 5. Jumbled Tables 2,3,4,5, 10, 11 6. Put the signs (<, >, =) 7. Add and subtract sums 8. What comes after, before & between (1-100). 9. Number names (Mixed) (1-50) 10. Numerals 1-50

	11. Circle the greatest number (1-100) 12. Draw the beads (Abacus)
	Exam SA II Syllabus 1. Serial Counting 401-500 2. Dictation 1-500 3. Dodging numbers 1-500 4. Back Counting 100-0 5. Jumbled tables 2, 3, 4, 5, 10, 11 6. Put the sign (<, >, =) (1 - 100) 7. Add and Subtract sums 8. What comes after, before and between (1 - 100) 9. Number names (mixed) 1-50 10. Numerals 1-50 11. Circle the greatest number (1-100) 12. Draw the beads (Abacus)

SUBJECT	PUNJABI
BOOK	ਸ਼ਬਦ ਰੂਪ (SHABHAD ROOP)
APRIL	
WEEK- I	READING,WRITING OF LETTERS (ੳ-ੳ) in drafted notebook
WEEK - II	Reading, writing of letters (ੳ-ੳ) in drafted notebook. Oral reading from Shabbad Roop pg.no 4,5
WEEK - III	Reading and oral recognition of letters and pictures(ੳ-ੳ)
	Revision of (ੳ-ੳ) reading and oral recognition of letters and picture (ੳ-ੳ)

WEEK – IV	Punjabi weekly test on 30-04-2025 (oral)
Syllabus	Syllabus reading and oral recognition of letters and pictures. (ੳ-ੲ) from book Shabbad Roop pg. no - 4,5
MAY	
WEEK – I	Reading, writing letters (ੳ-ੲ) Reading Writing and oral recognition of letters. (ੳ, ਅ, ਏ) in notebook also.
WEEK - II	Reading Writing of letters (ਸ, ਹ, ਕ, ਖ, ਗ, ਘ, ਙ) and(ੳ-ੲ)
WEEK - III	Reading, writing of letters (ਚ-ੲ) writing (ੳ-ੲ)
WEEK - IV	Revision of reading and writing of letters (ੳ-ੲ) write first letters of the Picture. Recognition of letters with picture , circle the correct letter, matching, blanks.
JULY	
WEEK - III	Reading and writing of letters in notebooks and drafted book (ਟ-ਣ) (ੳ-ਣ) Dictation.
WEEK - IV	Reading and writing of letters (ੳ-ਮ), dictation, fill in the blanks, write first letter of the picture, circle the correct letter, matching.
	Punjabi Weekly test on 06-08-25 (written)
Syllabus-	Reading, writing, dictation, matching. fill in the blanks, write first letter of the picture (ੳ-ਮ) Reading book Shabbad Roop pg. no- 4 to 9
AUGUST WEEK- I	Revision of letters (ੳ-ਣ), dictation, fill in the blanks, matching, write first letter of the picture, Circle the correct letter.
WEEK - II	Reading and writing of letters (ੳ-ੲ) dictation matching, write first letter of the picture.
WEEK - III	Reading and writing of letters (ੳ-ੲ) blanks, dictation matching
WEEK - IV	Revision of letters (ੳ-ੲ), dictation, matching, fill in the blanks, write first letter of the picture and reading pg. no. 4 to 10. Reading of (ਸ-ਲ)

	Pg. No-11
	September exam Syllabus : SA-I
	Dictation, writing, blanks, matching, write first letter of the picture, circle the correct letter (ੳ-ਲ) reading pg. no. 4 to11.
OCTOBER	
WEEK - II	Reading and writing of two letters words Shabbad Roop - Pg. No 14 to 17
WEEK - III	Reading and writing of three letter words, Shabbad Roop Pg, No - 22 to 25. Akhar jorr, dictation, matching, circle the correct word, name the picture and make new words (Two and three letter words)
WEEK - IV	Revision of reading, writing (Two and three letter words) Akhar jorr, dictation name the picture, circle the correct word, matching. and make new words.
	Punjabi Weekly Test on on (24-10-25) written
Syllabus-	Dictation, akhar jorr, name the picture, circle the correct word, matching make new words. Writing and Reading pg. No - 22 to 25 (Three letter words)
NOVEMBER	
WEEK - I	Revision of (Two and three letter words), Akhar jorr, dictation matching, name the picture, make new words, circle the correct word.
WEEK - II	Reading and writing (four letter words) Shabbad Roop Book Pg. No- 30 to 33 Akhar Jorr and dictation.
WEEK - III	Reading, writing, dictation, akhar jorr, make new words, circle the correct word
WEEK - IV	Reading and writing of complete the sentence, dictation, match with the picture, (Four letter words)
DECEMBER	
WEEK - I	Revision of dictation, akhar jorr, matching, makes new words, writing.
WEEK - II	Revision of name the picture, dictation of four letter words

	Punjabi Weekly Test on 03-12-25 (written)
Syllabus -	Dictation, writing, akhar jorr, matching circle the correct word. Make new words. complete the sentence reading. (Four letter word)
WEEK - III	Reading, writing of (ਕੰਨਾ ਮਾਤਰਾ ਸ਼ਬਦ), Shabbad Roop Book Pg. No. 38
JANUARY	
WEEK - II	Reading writing of dictation (mixed) two, three, four letters(ਕੰਨਾ ਮਾਤਰਾ ਸ਼ਬਦ), Complete the shabbad, akhar jorr, matching.
WEEK - III	Complete the sentence, circle the correct word
WEEK - IV	Revision of dictation, akhar jorr, matching, makes new words, (ਕੰਨਾ ਮਾਤਰਾ ਸ਼ਬਦ)
FEBRUARY	
WEEK - I	Reading and writing of dictation (mixed), (ਕੰਨਾ ਮਾਤਰਾ ਸ਼ਬਦ) ,complete the sentence, match with the picture akhar jorr.
WEEK - II	Revision of dictation (mixed), name the picture, circle the correct word. and (ੳ-ਲ਼).
WEEK - III	Revision of make new words, matching, circle the correct word (ਕੰਨਾ ਮਾਤਰਾ ਸ਼ਬਦ)
WEEK - IV	Revision of dictation (mixed), circle the correct word, make new words. and (ੳ-ਲ਼)
	FINAL EXAM Syllabus (SA-II)
1	ਮੁਕਤਾ ਸ਼ਬਦ
2	ਸੁੰਦਰ ਲਿਖਾਈ
3	Dictation (mixed)
4	Akhar jorr

5	Matching
6	Make new words
7	Complete the sentence
8	ਕੰਨਾ ਮਾਤਰਾ ਸ਼ਬਦ
9	(ੳ-ਲ)
10	Circle the correct word
11	ਚਿੱਤਰ ਦੇਖ ਕੇ ਲਿਖੋ
Subject	Evs /Conversation (Oral)
	Book Awareness Skill book, Book of wellness.
Semester I	
April	
Week - I	
Chapter	Question/Answers
About Me	<p>Q.1 What is your name? A. My name is_____.</p> <p>Q.2 How old are you? A. I am five years old.</p> <p>Q.3 In which class do you read? A. I read in U.K.G.</p> <p>Q.4 In which school do you study? A. I Study in Nankana Sahib Public School.</p> <p>Q.5 Where do you live? A. I live in Ludhiana.</p>
Week - II	
My Body and Sense Organs	<p>Q.6 Who is your class teacher? A. Ms _____ is my class teacher.</p> <p>Q.7 Who is your Principal? A. Mrs. Harmeet Kaur Waraich is my Principal.</p>

	<p>Q.8 Name the different parts of our body. A. Head, neck, face, hand, leg, fingers and feet .</p> <p>Q.9 Name five sense organs? A. Eyes, ears, nose, tongue and skin.</p> <p>Q.10 How do you see, hear, smell and touch? A. I see with my eyes, hear with my ears, smell with my nose and touch with my skin.</p>
Week - III	
<ul style="list-style-type: none"> ● Keeping Clean ● My Family ● My house 	<p>Q.11 How can we do self care? A. By taking bath, brushing teeth, washing hands, combing hair, wearing clean clothes and eating healthy meals.</p> <p>Q.12 What types of families are there? A. There are two types of families:- Nuclear family and Joint family.</p> <p>Q.13 How do you help your family? A. By helping parents, packing my school bag, tidying my room and cleaning the house.</p> <p>Q.14 How many types of the houses are there? A. Apartment, bungalow, houseboat, hut and tent.</p> <p>Q.15 Why do we need a house ? A. It protects us from heat, cold, wind and rain.</p>
Week - IV	
Parts of the House	<p>Q.16. Name the different rooms in the house. A. Kitchen, bedroom, bathroom and living room .</p> <p>Q.17 Where do we cook food? A. We cook food in the kitchen.</p> <p>Q.18 Where do we take shower? A. We take shower in the bathroom.</p> <p>Q.19 Where do we sleep? A. We sleep in the bedroom .</p> <p>Q.20 Where do we entertain the guest? A. We entertain the guest in the living room.</p>

May	
Week - I-II	Revise Question/Answers 1-20 for weekly test Weekly test on 07-05- 2025 Syllabus- Question/Answers 1 to 20
Week - III	
My School	Q.21 Name the stationery items. A. Pencil, eraser, sharpener, book, notebook and colours. Q.22 Name the things we use for drawing & painting. A. Crayons, sketch pens, water colours and paint brush. Q.23 What do you pack in your school bag? A. Books, notebooks, diary, pencil, eraser and sharpener . Q.24 Name the things we use for cutting of paper. A. Scissors and cutter. Q.25 What do we use to attach two sheets of paper together? A. Staple pins, tape and glue.
Week - IV	
Good Manners	Q.26 What are the good manners in the school? A. Helping your teacher, waiting for your turn, helping your classmates, sharing things with others and raising hand to answer. Q.27 When should we cover our mouth? A. We should cover our mouth while sneezing, coughing and yawning. Q.28 When should we wash our hands? A. We should wash our hands before and after the meal and after using toilet.
My Computer :- Uses of a Computer	Q.29 What is a computer? A. Computer is an electronic machine. Q.30 What are the parts of a computer? A. Monitor, CPU, keyboard, scanner and printer.
July	

Week - III	Revise Question/Answers 21-30
Week - IV	Q.31 What is known as the brain of a computer? A. CPU is the brain of a computer. Q. 32 Where do we use Computer? A. At school, office, shop, bank, hospital, railway station and airport.
Animals	Q.33 Name some domestic animals. A. Cow, hen, Buffalo,goat and sheep. Q.34 Name some wild animals. A. Tiger, leopard, lion, elephant and giraffe. Q.35 Name the animals living in the hot regions. A. Desert lizard, desert fox, camel and scorpion.
August	
Week - I	Q.36 Name the animals living in the cold region. A. Seal and polar bear. Q.37 Name the animals living on the tree. A. Monkey, Red Panda and squirrel. Q.38 Name some water animals. A. Octopus, turtle, whale, starfish and alligator. Q.39 Which is the biggest water animal? A. Blue Whale is the biggest water animal. Q.40 Which is the largest land animal? A. The African Elephant is the largest land animal.
Week - II	Revise Question/Answers 21-40 for weekly test (P.T-II) Weekly test is on (13-08-2025) Syllabus- Question/Answers 21-40
Week - III	
Parts of a Tree	Q.41 Name the tallest animal. A. Giraffe is the tallest animal (mammal) . Q.42 Who is the king of the jungle? A. Lion is the king of the jungle. Q.43 Which animal is called the ship of the desert?

	<p>A. Camel is called the ship of the desert.</p> <p>Q.44 Name the different parts of a tree.</p> <p>A. Root, trunk, branch, fruit, leaf and flower.</p> <p>Q.45 Name Some trees.</p> <p>A. Banyan tree, Mango tree, Coconut tree, Neem tree and Apple tree.</p>
Week - IV	
Vegetables	<p>Q.46 Name some vegetables.</p> <p>A. Potato, carrot, cabbage, onion and pumpkin.</p> <p>Q.47 Which vegetables grow under the ground?</p> <p>A. Potato, radish, onion, garlic, ginger and turnip.</p> <p>Q.48 Which vegetable is called as the king of the vegetables?</p> <p>A. Brinjal is called as the king of the vegetables.</p> <p>Q.49 Name the vegetables that can be eaten raw.</p> <p>A. Cucumber, radish, carrot, tomato and beetroot.</p> <p>Q.50 Name the vegetables that add flavor to food.</p> <p>A. Lemon, mint, coriander and chilli.</p>
September	
Week- I	
Fruits	<p>Q.51 Name some fruits.</p> <p>A. Apple, mango, orange, banana and grapes .</p> <p>Q.52 Which fruit has no seed?</p> <p>A. Banana and pineapple.</p> <p>Q.53 Which fruit has many seeds?</p> <p>A. Watermelon, melon and papaya.</p> <p>Q.54 Which fruit grows under the ground?</p> <p>A. Peanut grows under the ground.</p> <p>Q.55 Which is our national fruit?</p> <p>A. Mango is our national fruit.</p>
Week - II	

Flowers	<p>Q.56 Name some flowers. A. Rose, sunflower, lily, marigold and tulip .</p> <p>Q.57 Name the things we make from flowers. A. Bouquet, perfume, soap and oil.</p> <p>Q.58 Which flower is named after sun? A. Sunflower.</p> <p>Q.59 Which flower has thorns? A. Rose.</p> <p>Q.60 Which is our national flower? A. Lotus is our national flower.</p>
Week - III	<p>Revision of the Question/Answers 41-60 for Sep. Exams (S.A - I). Syllabus Question /Answers 41-60</p>
	Semester II
Week - II	
Food	<p>Q.1 What are healthy food? A. Fruits, vegetables, pulses, grains, nuts and milk.</p> <p>Q.2 What does food give us? A. Food gives us energy.</p> <p>Q.3 How many meals should we take in a day? A. We should take three meals in a day : breakfast , lunch and dinner.</p> <p>Q.4 Name some junk (unhealthy) food. A. Chips, burger, pizza, cookies, and soft drinks.</p> <p>Q.5 Name some desserts. A. Ice cream, pastry, chocolate, doughnut and cupcake.</p>
Transport	<p>Q.6 Name the modes of roadway transport. A. Car, bus, scooter, van and autorikshaw.</p> <p>Q.7 Name the modes of airway transport. A. Airplane, helicopter, jet and rocket .</p>

	<p>Q.8 Name the modes of water transport. A. Ship, boat, yacht and submarine.</p> <p>Q.9 Where do the train runs? A. Train runs on the railway track.</p> <p>Q.10 From where do we cross the road? A. We cross the road from zebra crossing.</p>
Week - III	
<ul style="list-style-type: none"> • Road Safety • Our helpers • Day & Night 	<p>Q.11 Where should we walk on the road? A. We should walk on the pavement (footpath).</p> <p>Q.12 What do the colours of traffic light means? A. Red says stop, yellow says wait, green says go.</p> <p>Q.13 Should we play on the road? A. No, we should not play on the road.</p> <p>Q.14 Who brings letters? A. The Postman brings letters.</p> <p>Q.15 Who makes furniture? A. Carpenter makes furniture.</p> <p>Q.16 Who stitches our clothes? A. Tailor stitches our clothes.</p> <p>Q.17 Who treats the sick people? A. Doctor treats the sick people.</p> <p>Q.18 Who cuts our hair ? A. Barber cuts our hair.</p> <p>Q.19 Who fixes our taps and pipes? A. Plumber fixes our taps and pipes.</p> <p>Q.20 Who mends our shoes? A. Cobbler mends our shoes.</p>
Week - IV	<p>Revise Que/Ans 1-20 for P.T III</p> <p>Weekly test on (29-10-2025)</p> <p>Syllabus- Que/Ans 1-20</p>

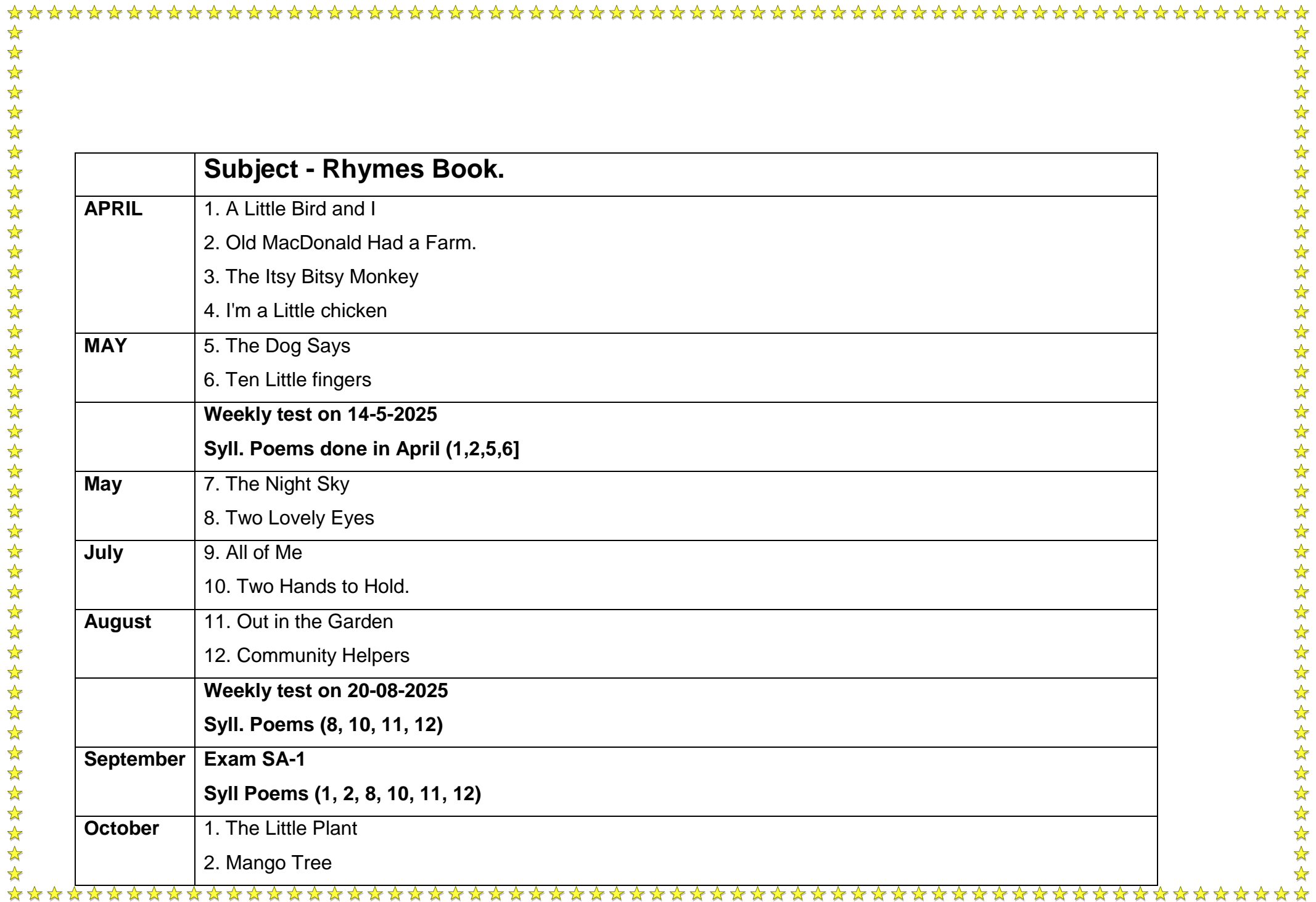
November	
Week - I	
Good Habits	<p>Q.21 What are good habits? A. Wake up early, brush your teeth, comb your hair, respect all, do exercise and go to the bed early.</p> <p>Q.22 What are bad habits? A. Watching more T.V, playing games on mobile phone and eating junk food.</p> <p>Q.23 For how many hours we should sleep? A. We should sleep for eight hours.</p> <p>Q.24 How many times we should brush our teeth? A. We should brush our teeth twice a day.</p> <p>Q.25 What are the polite (magic) words? A. Thank you, please, sorry and excuse me.</p>
Week - II	
<ul style="list-style-type: none"> • Water • Save the Environment 	<p>Q.26 What are the sources of water? A. River, rain, well and pond.</p> <p>Q.27 What are the three forms of water? A. Solid, liquid and gas.</p> <p>Q.28 How do we save our environment? A. Plant more trees, throw garbage in the dustbin and don't use plastic bags.</p> <p>Q.29 Name the different seasons of the year. A. Summer, winter, spring, autumn and monsoon.</p> <p>Q.30 In which season we prefer swimming? A. In summer season,.</p>
Week - III	
Seasons	<p>Q.31 When do tree shed their leaves? A. In autumn season.</p>

	<p>Q.32 Which is the season of flowers? A. Spring season.</p> <p>Q.33 What type of clothes we wear in summer? A. We wear cotton clothes in summer season.</p> <p>Q.34 What type of clothes do we wear in winter season? A. We wear woollen clothes in winter season.</p> <p>Q.35 What do we use in monsoon season? A. We use umbrella and rain coat in monsoon season.</p>
Week - IV	
Living and Non-living Things	<p>Q.36 Name some living beings. A. Animals, fish, birds, plants, trees and human.</p> <p>Q.37 Name some non-living things. A. Books, table, car ball and fan.</p> <p>Q.38 What is the difference between living and non-living things? A. Living beings breathe and grow while non-living things neither breathe nor grow.</p> <p>Q.39 What do we see at night in the sky? A. We see moon and stars in the night sky.</p> <p>Q.40 What do we see during the day in the sky? A. We see sun, birds and clouds in the sky.</p>
December Week - I - II	<p>Revise Que/Ans 21-40 for P.T IV</p> <p>Weekly test on 10-12-2025</p> <p>Syllabus- Que / Ans 21-40.</p>
Week - III	
Colours	<p>Q.41 Name some colours. A. Red, blue, yellow, orange, purple and green.</p> <p>Q.42 Name some primary colors. A. Red, blue and yellow.</p> <p>Q.43 Name some secondary colors. A. Orange, purple and green .</p> <p>Q.44 How many colours are there in a rainbow?</p>

	<p>A. There are seven colours in a rainbow.</p> <p>Q.45 How many colours are there in Tiranga?</p> <p>A. There are three colours in Tiranga:- saffron, white and green.</p>
Week - IV	
Places in our Neighborhood	<p>Q.46 Where do you go when you are sick?</p> <p>A. We go to the hospital.</p> <p>Q.47 Where are thieves locked up?</p> <p>A. Thieves are locked up in the prison.</p> <p>Q.48 Where do you go to buy things?</p> <p>A. We go to the market.</p> <p>Q.49 What is the fire station number?</p> <p>A.101.</p> <p>Q.50 From where we can fill the fuel?</p> <p>A. We can fill the fuel from a fuel station.</p>
January	
Week - II	
<ul style="list-style-type: none"> • Games • Musical • Instrument • Planet 	<p>Q.51 Name some indoor games.</p> <p>A. Ludo, Carrom, chess, table tennis and skipping ropes.</p> <p>Q.52 Name some outdoor games.</p> <p>A. Badminton, football, skating, hockey and cricket.</p> <p>Q.53 Name the musical instruments.</p> <p>A. Tabla, violin, trumpet, flute and guitar.</p> <p>Q.54 On which planet do we live?</p> <p>A. We live on planet earth.</p> <p>Q.55 Which is our national animal?</p> <p>A. Tiger is our national animal.</p>
Week - III	
Some Dances of Indian Festival	<p>Q.56 Name some dances of India.</p> <p>A. Garba, bhangra, kathak, manipuri and bharatnatyam.</p> <p>Q.57- Name the festivals we celebrate in India.</p> <p>A. Holi, Diwali, Rakshabandhan, Christmas, Gurupurab, and Eid.</p> <p>Q58 - Name two national festivals.</p>

A. Independence day and Republic Day.
Q.59 Who is the president of India?
A. Draupadi Murmu is the president of India.
Q.60 Who is the prime minister of India?
A. Mr. Narendra Modi is the prime minister of India.

Syllabus, for S.A.-II- Que/Ans 41-60



	3. A Little Seed
November	4. Tomatoes are red 5. Days of Week
	Weekly test on 4-11-2025 Syll. Poems done in October & November
December	6. The Weather Song 7. We Wish you a Merry Christmas 8. A Small Boat
	Weekly test on 17-12-2025 Syll. Poems done in December
January	9. I am a Police Officer 10. Oranges and Lemons
February	Revision for Final Exam Syllabus Poems (1,4,5,7,9,10)

APRIL	
Week-2	Colouring Page 1 Colouring Page 2
Week-3	Colouring Page 3
Week-4	Colouring Page 4
MAY	
Week-1	Plain Drawing book draw & colour Sun & Ball
Week-2	Colouring Page 5
Week-3	Colouring Page 6
Week-4	Colouring Page 7
	Weekly Test on 21-5-2025 Syllabus (Draw and Colour Sun & Ball)s
June	Holidays Home Work Colouring Art and Craft Skillbook.
July	
Week-3	Colouring Book Page 8
Week-4	Colouring Book Page 9
August	
Week-1	Plain Drawing book draw & colour Hut & Tree
Week-2	Colouring Page 10, 11
Week-3	Colouring Page 12, 13, 14
Week-4	Colouring Page 15, 16

	Weekly Test on 27-08-2025 Syllabus (Draw and Colour Hut & Tree)
September	September Exam (SA-1) Syllabus (Draw and Colour Sun, ball, Hut & tree)
October	
Week-2	Colouring Book Page 17, 18.
Week-3	Colouring Book Page 19,20.
Week-4	Colouring Book Page 21.22
November	
Week-1	Plain drawing Book (Draw & Colour Diya & Candle)
Week-2	Colouring Book Page 23,24
Week-3	Colouring Book Page 25,26
Week-4	Colouring Book Page 27
	Weekly test on 12-11-2025 Syllabus (Draw and Colour Candle and diya)
December	
Week-1	Colouring Book Page 28,29
Week-2	Colouring Book Page 30,31
Week-3	Plain drawing book (Draw & Colour Christmas tree)
January	

Week-2	Colouring Book Page 32,33
Week-3	Plain Drawing book (Draw and Colour Flag and Kite)
Week-4	Colouring Book Page 34,36
	Weekly test on 15.01.2026
February	Revision for Final Exam (SA-II) :Syllabus Draw and Colour Landscape
